



Active Mini IX

Data Sheet

7IX


5IX

3IX

2IX

1IX

DIX



- 40 dB / 114 dB SPL
(2 ccm coupler)
- 50 dB / 125 dB SPL
(Ear simulator)

Data sheet also applicable for Active Mini sDEMO DIX

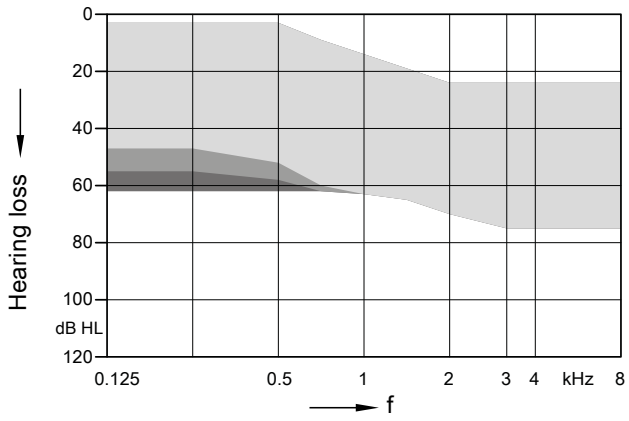
Active Mini IX | Technical Data

| | 2 ccm coupler | Ear simulator |
|--|-------------------------------------|-----------------|
| Output sound pressure level | | |
| OSPL90 at 1.6 kHz | — | 117 dB SPL |
| Maximum OSPL90 | 114 dB SPL | 125 dB SPL |
| HFA OSPL90 | 109 dB SPL | — |
| Full-on gain | | |
| FOG at 1.6 kHz | — | 42 dB |
| Maximum FOG | 40 dB | 50 dB |
| HFA FOG | 35 dB | — |
| Reference test gain | 31 dB | 35 dB |
| Frequency, noise and directivity | | |
| Frequency range | 7IX 100 – 7200 Hz | 100 – 10600 Hz |
| | 5IX, 3IX, 2IX, 1IX 100 – 7200 Hz | 100 – 8300 Hz |
| Equivalent input noise | 18 dB SPL | 20 dB SPL |
| Total harmonic distortion at 500 / 800 / 1600 / 3200 Hz | 3 / 4 / 2 / 1 % | 3 / 5 / 4 / — % |
| Tinnitus noiser broadband | 65 dB SPL | — |
| AI-DI | 4.1 dB | |
| Latency | < 15 ms | |
| Inductive coil sensitivity | | |
| MASL (1 mA/m) at 1.6 kHz | — | — |
| Full-on HFA-SPLIV (10 mA/m) | — | — |
| HFA SPLITS (left/right) | — | — |
| RSETS (left/right) | — | — |
| HFA SPLIV | — | — |
| Battery | | |
| Battery runtime (without streaming) | up to 21 h | |
| Battery runtime (incl. 5 h streaming) | up to 16 h | |
| Cellphone compatibility | | |
| Microphone mode | 0.65 – 0.96 GHz 1.4 – 2.7 GHz | |
| Telecoil mode | — | |

— not applicable

Refer to section “Further information” for additional information on the values.

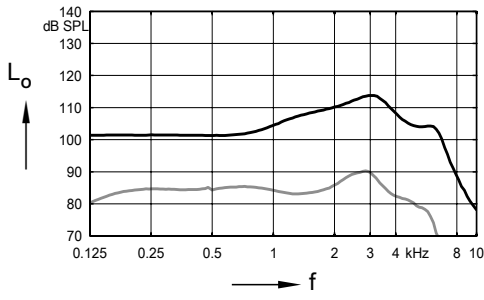
Active Mini IX | Fitting Range



- Eartip 3.0 Open
- + □ Sleeve 3.0 Power
- + □ + □ Earmold 3.0

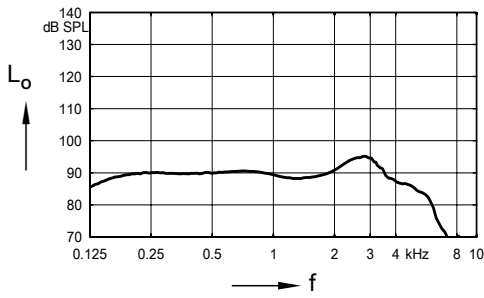
Active Mini IX | Basic Data

2 ccm coupler



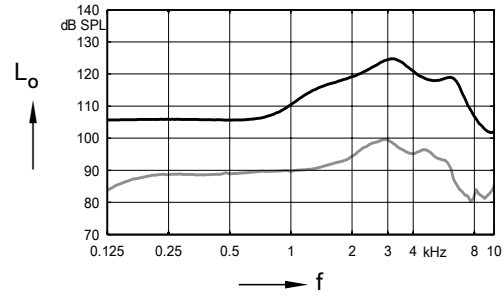
Max. Output sound pressure level
($L_1 = 90$ dB)

Full-on gain
($L_1 = 50$ dB)



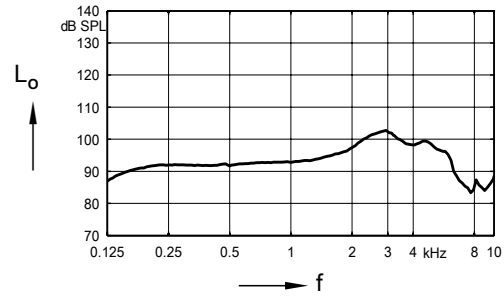
Frequency response
($L_1 = 60$ dB)

Ear simulator



Max. Output sound pressure level
($L_1 = 90$ dB)

Full-on gain
($L_1 = 50$ dB)



Basic acoustic response
($L_1 = 60$ dB)

Active Mini IX | Further information

Abbreviations

The following abbreviations are used in this data sheet:

| | |
|--------|---|
| SPL | Sound Pressure Level |
| OSPL | Output Sound Pressure Level |
| HFA | High Frequency Average |
| FOG | Full-On Gain |
| MASL | Magneto Acoustical Sensitivity Level |
| SPLITS | Coupler SPL for an Inductive Telephone Simulator |
| RSETS | Relative Simulated Equivalent Telephone Sensitivity |
| SPLIV | SPL In a Vertical magnetic field |
| AI-DI | Articulation Index - Directivity Index |
| IRIL | Input Related Interference Level |
| RTF | Reference Test Frequency |
| ASHA | Audio Streaming for Hearing Aids |

Standards and additional information

- All measurements with the 2 ccm coupler were performed according to EN IEC 60118-0:2024 and ANSI S3.22:2014 if applicable.
- All measurements with an ear simulator were performed according to EN 60118-0:1993 + A1:1994 and to DIN 45605 (frequency range) if applicable.
- All Cellphone Compatibility measurements were performed according to EN IEC 60118-13:2020 and ANSI C63.19:2019.
- Cellphone Compatibility definition: It is expected that the hearing aid user can effectively use a compliant wireless device held in a talking position at the ear. Maximum achievable Cellphone Compatibility range: 0.65–0.96 GHz and 1.4–2.7 GHz.
- Curves and figures representing FOG are measured with 20 dB reduction and 70 dB SPL input level.
- Figures representing Equivalent Input Noise incorporate a moderate expansion.
- Tinnitus noiser measurement conditions: all tinnitus single frequency sliders in max position, master volume slider in default position (0 dB) and local volume control in default position.
- Inductive coil sensitivity values, inductive response curves and T ratings apply for instruments with telecoil only.
- The current consumption is measured in reference test setting (RTS) according to the applicable standards. Due to the settling behaviour of hearing aids supporting RF (Radio Frequency), the battery current is measured 3 minutes after turning on (note: no pairing).
- The battery runtime is based on first fit settings using 60 % of the fitting range and an ISTS (International Speech Test Signal) input signal at 65 dB SPL (note: pairing established). The actual battery runtime is determined by battery quality, hearing loss, sound environment, usage and activated feature set. Regarding RF usage, Bluetooth audio streaming from phone to hearing aid and from hearing aid to phone are considered.
- Extended bandwidth up to 12 kHz for 7IX devices only.

Special note for instruments with built-in lithium-ion rechargeable battery

The runtime of all lithium-ion rechargeable batteries reduces over time. The estimates are based on fresh lithium-ion rechargeable battery capacity. Under normal operating conditions, the battery will retain up to 80 % of its initial capacity after 3 years of use. Please note that battery performance will vary depending on individual usage patterns and environmental conditions.

